



GTI™ SE 170

More convenience and comfort for days of family fun.


KEY FEATURES

- Boarding ladder
- iBR® - Intelligent Brake & Reverse
- Variable Trim System (VTS™)
- Slow mode/speed regulator
- Two color options



-  NEW Coral Blast & Eclipse Black
-  Neon Yellow

CAPACITY

Rider Capacity	
Weight Capacity	600 lb/272 kg
Fuel Capacity	15.9 US gal/60 L
Glove Box	2.3 US gal/8.8 L
Front Bin	38 US gal/144 L
Storage Capacity - Total	40.3 US gal/152.8 L

DIMENSIONS

Length (bumper to bumper)	130.6"/331.8 cm
Width	49.2"/125 cm
Height	44.8"/113.7 cm

HULL

Type	GTI™ Hull
Material	Polytec™ Gen II

OTHER FEATURES

- Ergolock™ two-piece seat
- Seat strap
- RF D.E.S.S.™ key**
- Large front storage
- Watertight phone compartment
- LinQ® attachment system
- Wide-angle mirrors
- Handle grips with palm rest
- Footwell carpets
- Large swim platform with carpet
- Tow hook

ROTAX® ENGINE

1630 ACE™ - 170

Model	GTI SE 170
Horsepower	170 hp
Intake System	Naturally aspirated
Displacement	1,630 cc
Cooling	Closed-Loop Cooling System (CLCS)
Reverse System	Electronic iBR®
Fuel Type	87 octane
Throttle System	iTC™ (Intelligent Throttle Control) system
Exhaust System	D-Sea-Bel™ system

GAUGE

Type of Gauge	4.5" digital display	
Main Functions	<ul style="list-style-type: none"> • Speedometer • RPM • Clock 	<ul style="list-style-type: none"> • VTS™ display • Vehicle hour display
iTC System - Mode	<ul style="list-style-type: none"> • Sport mode • ECO® mode 	<ul style="list-style-type: none"> • Slow mode • Speed regulator

WEIGHT

Dry Weight	739 lb/335 kg
------------	---------------

WARRANTY

BRP limited warranty covers the watercraft for two years.

*Electronic brake, neutral and reverse. **May not be available at the time of purchase. Please check with your dealer.

©2021 Bombardier Recreational Products Inc., (BRP). All rights reserved. ®, TM and the BRP logo are trademarks of Bombardier Recreational Products Inc. or its affiliates. Products are distributed in the USA by BRP US Inc. All product comparisons, industry and market claims refer to new sit-down PWC with 4-stroke engines. Watercraft performance may vary depending on, among other things, general conditions, ambient temperature, and altitude, riding ability and rider/passenger weight. Testing of competitive models done under identical conditions. Because of our ongoing commitment to product quality and innovation, BRP reserves the right at any time to discontinue or change specifications, price, design, features, models or equipment without incurring any obligation.

